

GenWise v1.3

Extra information about Project upgrade.

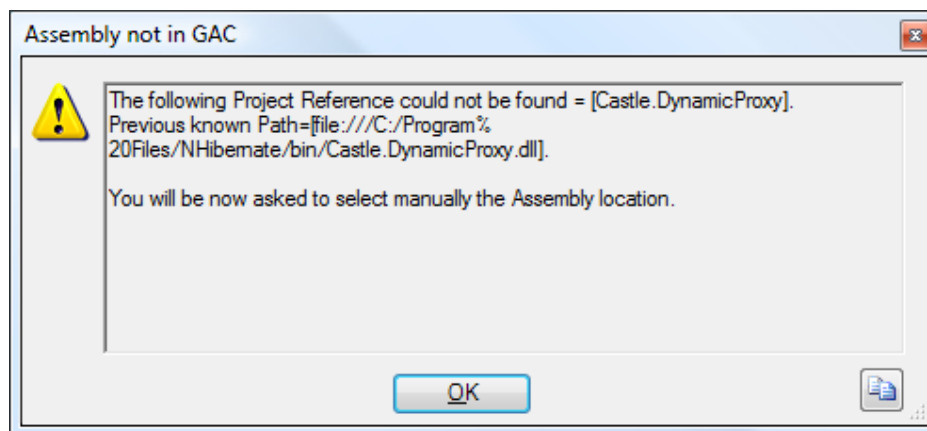
The first important thing to know is that project files are compatible so upgrade is not really a mayor issue. But there are some other changes that might affect the problem system and therefore it deserves further explanation.

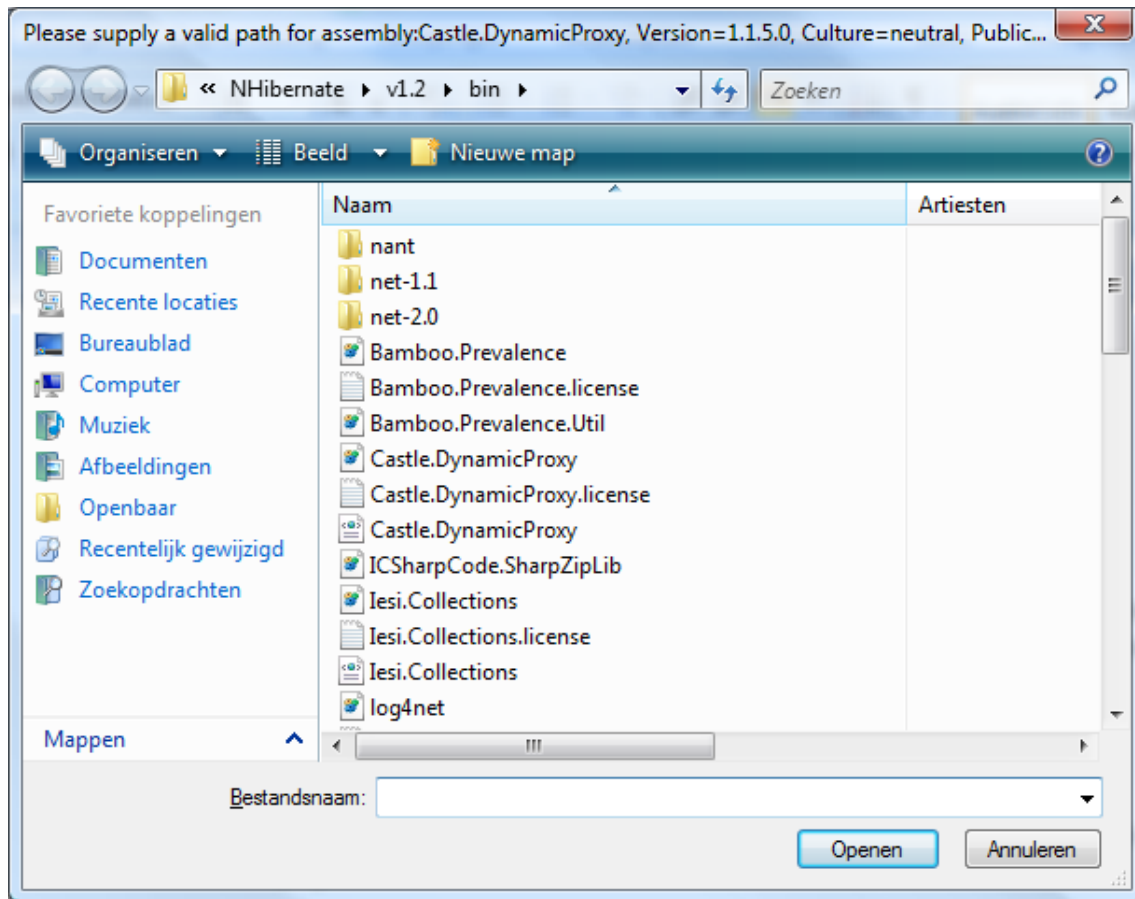
If you don't get the "Reference not found" error shown below please go to the next topic "Manual Step.." (next page)

Error "Reference not found"

This error can occur if you completely (manually) remove the NHibernate directory and then try to open a GenWise project made in v1.2 you will get a refernece not found error (image shown below)

In GenWise v1.3 we changed the location of the NHibernate files. Therefore the references are not longer valid. You will need to help GenWise to find these files. (actually you are only asked for the 1st one and if the rest of the references can be automatically located in that directory you won't be asked again).





Since GenWise v1.2 only supported NHibernate v1.2 you will need to navigate and select the folder :
“c:\Program Files\NHibernate\v1.2\bin” (note: this folder might vary according to regional settings)

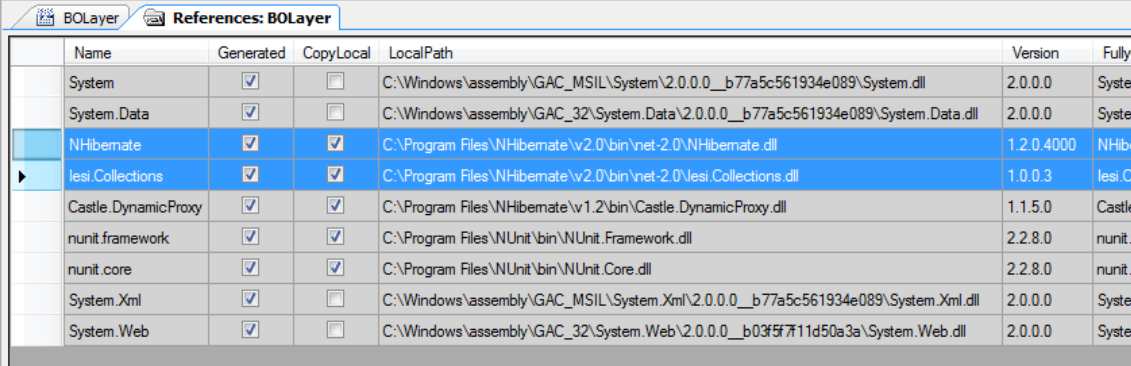
If you want to use NHibernate v1.2 please read the step “manual step..” shown below.

Manual step to fix Project References

We've noticed the 1st time that you open the project you will need to do 1 extra manual step.

Since the Nhibernate version Template option is new and because of an internal "order" of events, the project thinks he is a v2.00 project and the incorrect project references get added to the project. (Thus, the v2.00 references are added instead of the v1.2)

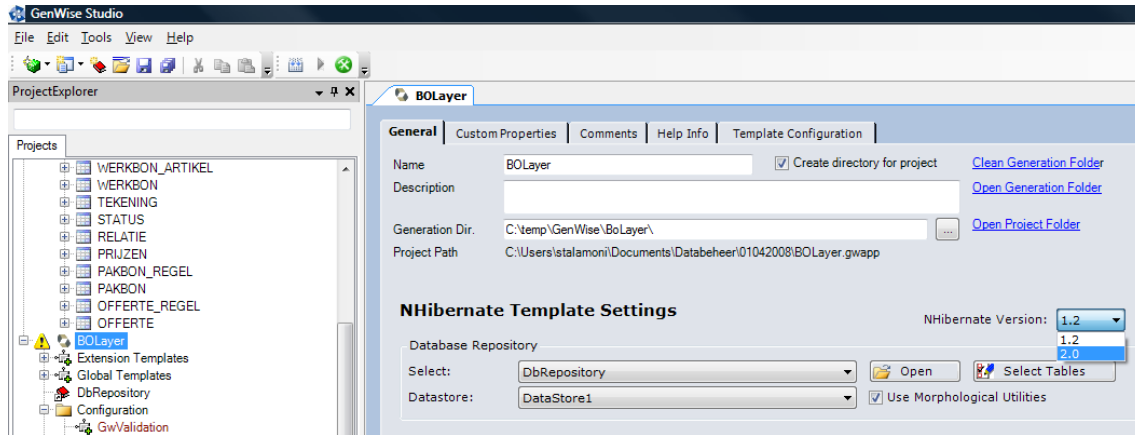
- open the project references (right click on the project node / option references)
- Select the rows of the references you want to remove (as shown below)



	Name	Generated	CopyLocal	LocalPath	Version	Fully
	System	<input checked="" type="checkbox"/>	<input type="checkbox"/>	C:\Windows\assembly\GAC_MSIL\System\2.0.0.0_b77a5c561934e089\System.dll	2.0.0.0	System
	System.Data	<input checked="" type="checkbox"/>	<input type="checkbox"/>	C:\Windows\assembly\GAC_32\System.Data\2.0.0.0_b77a5c561934e089\System.Data.dll	2.0.0.0	System
	NHibernate	<input checked="" type="checkbox"/>	<input checked="" type="checkbox"/>	C:\Program Files\NHibernate\w2.0\bin\net-2.0\NHibernate.dll	1.2.0.4000	NHibe
▶	Iesi.Collections	<input checked="" type="checkbox"/>	<input checked="" type="checkbox"/>	C:\Program Files\NHibernate\w2.0\bin\net-2.0\Iesi.Collections.dll	1.0.0.3	Iesi.C
	Castle.DynamicProxy	<input checked="" type="checkbox"/>	<input checked="" type="checkbox"/>	C:\Program Files\NHibernate\w1.2\bin\Castle.DynamicProxy.dll	1.1.5.0	Castle
	nunit.framework	<input checked="" type="checkbox"/>	<input checked="" type="checkbox"/>	C:\Program Files\NUnit\bin\NUnit.Framework.dll	2.2.8.0	nunit.f
	nunit.core	<input checked="" type="checkbox"/>	<input checked="" type="checkbox"/>	C:\Program Files\NUnit\bin\NUnit.Core.dll	2.2.8.0	nunit.c
	System.Xml	<input checked="" type="checkbox"/>	<input type="checkbox"/>	C:\Windows\assembly\GAC_MSIL\System.Xml\2.0.0.0_b77a5c561934e089\System.Xml.dll	2.0.0.0	System
	System.Web	<input checked="" type="checkbox"/>	<input type="checkbox"/>	C:\Windows\assembly\GAC_32\System.Web\2.0.0.0_b03f5f7f11d50a3a\System.Web.dll	2.0.0.0	System

Steps if you want to use NHibernate v2.00

- Go to the main project properties page
- Change the NHibernate version dropdown from 1.2 → 2.0




- Remove Nhibernate v1.2 references
 - Could be more than just the Nhibernate, also remove CastelProxy and IesiCollection references if present.

The screenshot shows the 'References: B0Layer' window. It contains a table with the following data:


Name	Generated	CopyLocal	LocalPath	Version	FullyC
System	<input checked="" type="checkbox"/>	<input type="checkbox"/>	C:\Windows\assembly\GAC_MSIL\System\2.0.0.0__b77a5c561934e089\System.dll	2.0.0.0	System
System.Data	<input checked="" type="checkbox"/>	<input type="checkbox"/>	C:\Windows\assembly\GAC_32\System.Data\2.0.0.0__b77a5c561934e089\System.Data...	2.0.0.0	System
nunit.framework	<input checked="" type="checkbox"/>	<input checked="" type="checkbox"/>	C:\Program Files\NUnit\bin\NUnit.Framework.dll	2.2.8.0	nunit.fr
nunit.core	<input checked="" type="checkbox"/>	<input checked="" type="checkbox"/>	C:\Program Files\NUnit\bin\NUnit.Core.dll	2.2.8.0	nunit.c
System.Xml	<input checked="" type="checkbox"/>	<input type="checkbox"/>	C:\Windows\assembly\GAC_MSIL\System.Xml\2.0.0.0__b77a5c561934e089\System.Xml...	2.0.0.0	System
System.Web	<input checked="" type="checkbox"/>	<input type="checkbox"/>	C:\Windows\assembly\GAC_32\System.Web\2.0.0.0__b03f9f711d50a3a\System.Web.dll	2.0.0.0	System
NHibernate	<input checked="" type="checkbox"/>	<input checked="" type="checkbox"/>	C:\Program Files\NHibernate\w1.2\bin\NHibernate.dll	1.2.0.4000	NHibe

- **Save/Close the project (this is an important step)**
- Open Project
- Build should work with no errors.

 **BOLayer**

Build for project : BOLayer

Build Project **Output**

 Build Force Re-Generation

Output to: C:\temp\GenWise\BoLayer\
Compilation Started: 9:16:18
Building MEDEWERKER (regenerating) (changed)
Building MATERIAAL (regenerating) (changed)
Building OFFERTE_REGEL (regenerating) (changed)